

Wellness Partners Hawaii, Inc.

RingCentral User Guide

info@wellnesspartnershawaii.com
TEL | TEXT: 808.379.6656
FAX: 808.379.3750
www.wellnesspartnershawaii.com



SYSTEM REQUIREMENTS

PC: Window 8.1 64-bit or later

MAC: OS X 10.13 High Sierra or later

RAM: 8 GB or more

Bandwidth: 1mbps down & upload or more

iOS: 10.0 or later

Android: Marshmallow 6.0 or later

Browser: Google Chrome

<https://www.google.com/chrome/>

Encryption: TLS 1.2 with Advanced Encryption Standard (AES) 256-bit algorithm. HIPAA compliant.

1

DOWNLOAD

Please use the links below & download the RingCentral App prior to your scheduled meeting.



Desktop App:

<https://support.ringcentral.com/download.html>

iOS Apple App Store:

<https://apps.apple.com/us/app/ringcentral-chat-video-phone/id715886894>

Android Google Play Store:

<https://play.google.com/store/apps/details?id=com.glip.mobile>

2

LINKS

Meeting links are emailed/texted to you from your administrative team at Wellness Partners Hawaii, Inc. The links are also available on your patient portal <http://wphintouch.insynchcs.com/> under forms and document, as well as our website <https://www.wellnesspartnershawaii.com/provider-links>. (Password to access the page is Wph2018)

3

JOIN


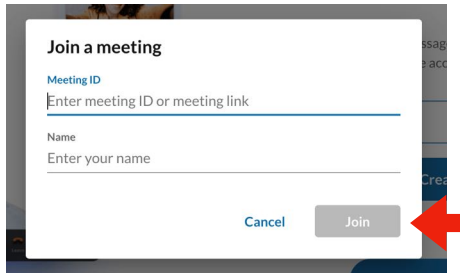
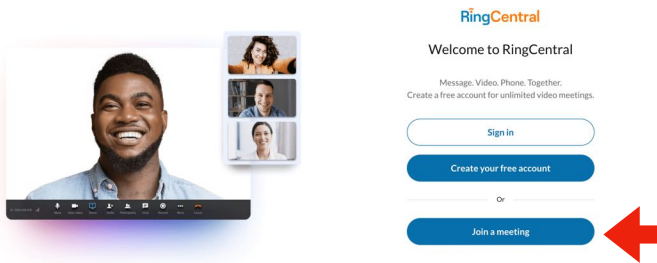
Click on the meeting link. The link will automatically open RingCentral App and prompt for you to enter your name. Click Join and you will be directed to the waiting room. Alternatively, you may manually launch the app (see below), click Join a meeting, enter the Meeting ID and your name and click Join to be directed to the waiting room. When your provider is ready for the meeting he/she will admit you and start the meeting.



!! Please download and install the RingCentral App prior to your visit. !!

JOIN A MEETING: DESKTOP and MOBILE

DESKTOP



MOBILE

